

Preparing the electric and water supply for your hot tub




ELECTRIC



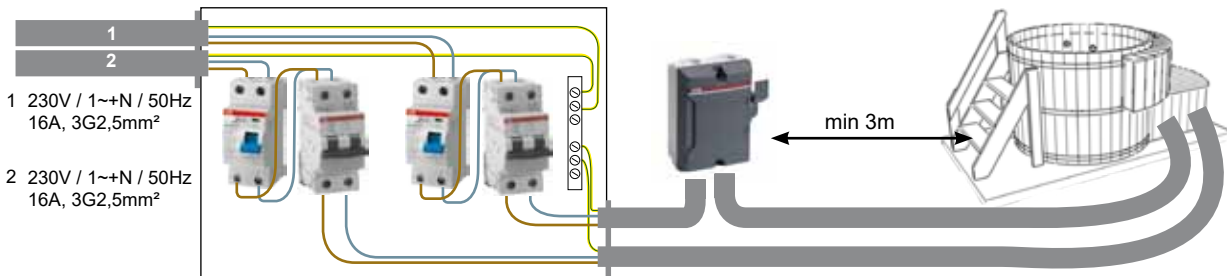
IMPORTANT

All electrical work must be performed by a qualified electrician and must conform to all local codes.

Option 1: Electric heating 3kW, with or without Clim8Zone heat pump



Option 2: Electric heating 3kW + Aux heater 3kW



Not included



Power supply cable
3G2.5mm insulated



Ground Fault Interruptor
ABB F202 A-25/0.03 or similar
Type A



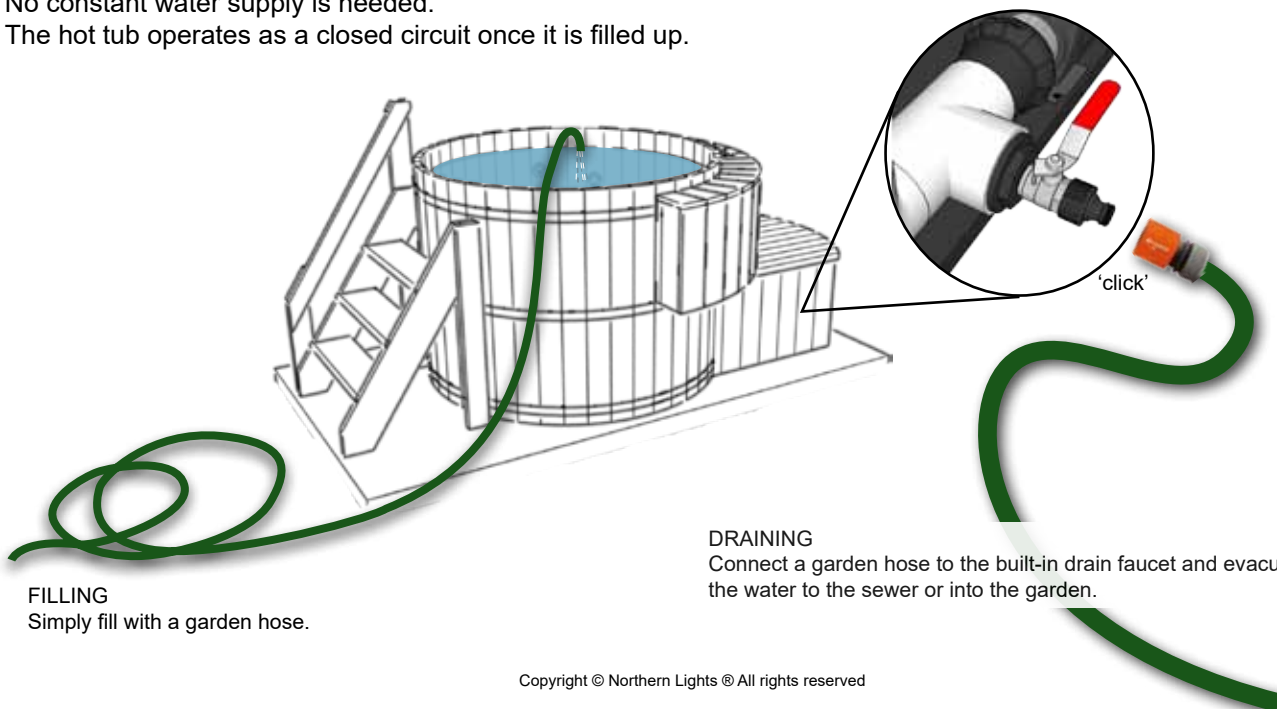
Circuit Breaker
ABB FP32C25 or similar



Optional ON/OFF switch
ABB BW240DP or similar

WATER

No constant water supply is needed.
The hot tub operates as a closed circuit once it is filled up.



FILLING
Simply fill with a garden hose.

DRAINING
Connect a garden hose to the built-in drain faucet and evacuate the water to the sewer or into the garden.